

1 YEAR  
WARRANTY



MADE IN CHINA

# OSXL450 Infrared Non-Contact Thermometer

# User's Guide

*Shop online at*

**omega.com<sup>®</sup>**

Ω OMEGA<sup>®</sup>

*omega.com*

*e-mail: info@omega.com*

*For latest product manuals:  
omegamanual.info*

# INFRARED NON-CONTACT Thermometer



## Introduction

Compact rugged and easy to use. Just aim and push the button, read current surface temperatures in less than a second. Safely measure surface temperatures of hot or hard to reach objects.

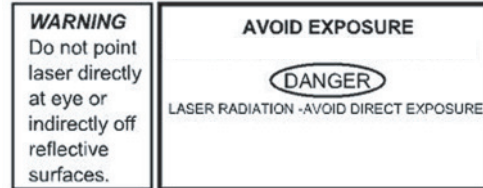
## How it works

Any object radiates infrared energy if its temperature is above absolute zero. This energy travels at the speed of light in all directions. An infrared thermometer lens collects and focuses the infrared energy into a sensor. The sensor produces a small voltage output, indexed to the target temperature, which is processed and displayed.

## Cautions

The infrared thermometer should be protected from the following:

1. Electromagnetic Fields (created by arc welders induction heaters and similar items.)
2. Thermal Shock (caused by large or abrupt ambient temperature changes. Allow 30 minutes for unit to stabilize before use.)
3. Do not leave the unit on or near objects of high temperature.



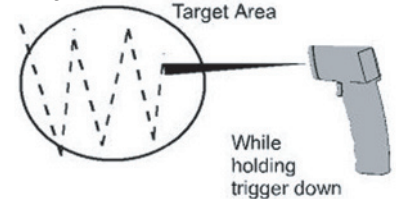
## Instructions

- 1) Pull and hold trigger (laser pointer is on as default setting) to turn on, LCD display reading & battery icon. Release the trigger and the reading will hold for approx. 15 sec.

- 2) Locating a hot spot: Aim the thermometer outside the area of interest. Scan across the area in an up and down motion until the hot spot is located while holding the activation trigger. The thermometer will continue to read the surface temperature while the activation trigger is depressed.

## Note

Holding the trigger at least one second when taking recordings.



## Operating

Fahrenheit & Celsius Conversion: Press the °F/°C button to switch from Fahrenheit to Celsius readings.

Press the Laser ON/OFF button to turn the laser pointer on or off.

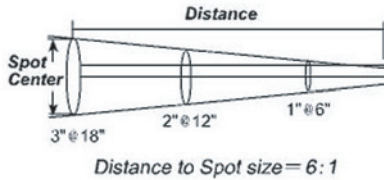
The object being tested should be larger than the spot size calculated by the field of view diagram printed in this manual or on the unit itself.

## Laser Pointer

To turn the laser pointer ON, press the LASER key while pressing the Measure key. Repeat the procedure to turn the laser OFF. While the laser is on, you can switch between laser dot and circle by moving a lever in front of the optics. Laser dot is an indication of the center of the field of view. Laser circle is an indication of the perimeter of the field of view

## Field of View

The farther the thermometer is from the target the larger the target area will be. This relationship between distance and target size is normally expressed as the distance to spot, or D:S ratio. At a distance of 6 feet, the "target" spot would be 1 foot in diameter. The thermometer will display the average temperature across the target area.



## Emissivity


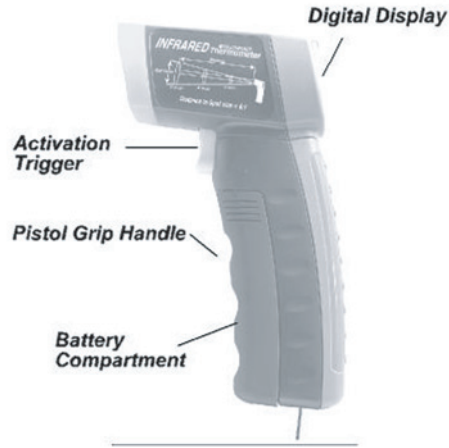
Most organic materials and painted or oxidized surfaces have an emissivity of 0.95. This unit is preset at 0.95. Inaccurate readings will result from measuring shiny or polished metal surfaces. To compensate, cover the surface to be measured with masking tape or flat black paint. Measure the tape or painted surface when the area has reached the same temperature as the material underneath.

## Maintenance

To clean the lens: Blow off loose particles using clean compressed air. Gently brush remaining debris away with a moist cotton cloth.

Do not use solvents to clean the lens.

Do not submerge the unit under water.



U.S. PAT. B1 5,368,392; 5,524,984; 5,727,880; 5,823,678; 5,823,679; 6,123,453; 6,267,500 B1; 6,341,891 B1; 6,377,400 B1; 6,540,398 B2; 6,614,830 B1; 6,633,434 B2; 6,659,639; 6,901,089 B1; 7,052,175 / Canada 2,114,806; 2,317,734 / France 2,756,920; 2,767,921; 2,773,213; 2,773,214 / Germany G 94 22 197.9; G 94 22 203.7, 19828454 / Holland 1007752; / U.K. Registered 2,237,493; 2,320,324; 9726133.3 / EPO 0 644,408 B2; EPO 1 085 307 A1, EPO 1 065 484 B1, EPO 1 065 483 B1.  
Other U.S. and International Patents Pending.

## Specifications

Temperature Range	-20° to 320°C (-4° to 608°F)
Accuracy	±3°F (±2°C) or 2% reading
Repeatability	2% or 3°F
Response Time	500mSec, 95%
Spectral Response	7-18 um
Emissivity	0.95
Ambient Operating Range	6° to 40°C (32° to 105°F)
Relative Humidity	10-95% R H noncondensing @ up to 30°C (86°F)
Storage Temp	-20 to 65°C (-4° to 150°F) without battery
Weight	0.33 lb.
Dimensions	6.3 X 3.54 X 1.7"
Power	9V
Battery Life	12 hrs. - laser on
Distance to Spot	6:1

1. Be sure to consider distance to spot size ratio and field of view when using this unit.
2. Always wear eye protection when using tool.
3. Do not operate the thermometer around explosive gas, vapor, or dust.

## DISPOSAL OF THIS ARTICLE

Dear Customer,  
If you at some point intend to dispose of this article, then please keep in mind that many of its components consist of valuable materials, which can be recycled.  
Please do not discharge it in the garbage bin, but check with your local council for recycling facilities in your area.





OMEGAnet® On-Line Service  
omega.com

Internet e-mail  
info@omega.com

**Servicing North America:**

**U.S.A.:** One Omega Drive, Box 4047  
**ISO 9001 Certified** Stamford, CT 06907-0047  
Tel: (203) 359-1660  
FAX: (203) 359-7700  
e-mail: info@omega.com

**Canada:** 976 Bergar  
Laval (Quebec) H7L 5A1, Canada  
Tel: (514) 856-6928  
FAX: (514) 856-6886  
e-mail: info@omega.ca

**For immediate technical or application assistance:**

**U.S.A. and Canada:** Sales Service: 1-800-826-6342/1-800-TC-OMEGA®  
Customer Service: 1-800-622-2378/1-800-622-BEST®  
Engineering Service: 1-800-872-9436/1-800-USA-WHEN®  
**Mexico:** En Español: (001) 203-359-7803  
FAX: (001) 203-359-7807  
e-mail: espanol@omega.com  
info@omega.com.mx

**Servicing Europe:**

**Czech Republic:** Frystatska 184, 733 01 Karvina, Czech Republic  
Tel: +420 (0)59 6311899  
FAX: +420 (0)59 6311114  
Toll Free: 0800-1-66342  
e-mail: info@omegashop.cz

**Germany/Austria:** Daimlerstrasse 26, D-75392 Deckenpfronn, Germany  
Tel: +49 (0)7056 9398-0  
FAX: +49 (0)7056 9398-29  
Toll Free in Germany: 0800 639 7678  
e-mail: info@omega.de

**United Kingdom:** One Omega Drive, River Bend Technology Centre  
**ISO 9002 Certified** Northbank, Irlam, Manchester  
M44 5BD United Kingdom  
Tel: +44 (0)161 777 6611  
FAX: +44 (0)161 777 6622  
Toll Free in United Kingdom: 0800-488-488  
e-mail: sales@omega.co.uk

It is the policy of OMEGA Engineering, Inc. to comply with all worldwide safety and EMC/EMI regulations that apply. OMEGA is constantly pursuing certification of its products to the European New Approach Directives. OMEGA will add the CE mark to every appropriate device upon certification.

The information contained in this document is believed to be correct, but OMEGA Engineering, Inc. accepts no liability for any errors it contains, and reserves the right to alter specifications without notice. **WARNING:** These products are not designed for use in, and should not be used for, human applications.

**WARRANTY / DISCLAIMER**

OMEGA ENGINEERING, INC. warrants this unit to be free of defects in materials and workmanship for a period of **13 months** from date of purchase. OMEGA's WARRANTY adds an additional one (1) month grace period to the normal **one (1) year product warranty** to cover handling and shipping time. This ensures that OMEGA's customers receive maximum coverage on each product.

If the unit malfunctions, it must be returned to the factory for evaluation. OMEGA's Customer Service Department will issue an Authorized Return (AR) number immediately upon phone or written request. Upon examination by OMEGA, if the unit is found to be defective, it will be repaired or replaced at no charge. OMEGA's WARRANTY does not apply to defects resulting from any action of the purchaser, including but not limited to mishandling, improper interfacing, operation outside of design limits, improper repair, or unauthorized modification. This WARRANTY is VOID if the unit shows evidence of having been tampered with or shows evidence of having been damaged as a result of excessive corrosion; or current, heat, moisture or vibration; improper specification; misapplication; misuse or other operating conditions outside of OMEGA's control. Components in which wear is not warranted, include but are not limited to contact points, fuses, and triacs.

**OMEGA is pleased to offer suggestions on the use of its various products. However, OMEGA neither assumes responsibility for any omissions or errors nor assumes liability for any damages that result from the use of its products in accordance with information provided by OMEGA, either verbal or written. OMEGA warrants only that the parts manufactured by the company will be as specified and free of defects. OMEGA MAKES NO OTHER WARRANTIES OR REPRESENTATIONS OF ANY KIND WHATSOEVER, EXPRESSED OR IMPLIED, EXCEPT THAT OF TITLE, AND ALL IMPLIED WARRANTIES INCLUDING ANY WARRANTY OF MERCHANTABILITY AND FITNESS FOR A PARTICULAR PURPOSE ARE HEREBY DISCLAIMED. LIMITATION OF LIABILITY: The remedies of purchaser set forth herein are exclusive, and the total liability of OMEGA with respect to this order, whether based on contract, warranty, negligence, indemnification, strict liability or otherwise, shall not exceed the purchase price of the component upon which liability is based. In no event shall OMEGA be liable for consequential, incidental or special damages.**

CONDITIONS: Equipment sold by OMEGA is not intended to be used, nor shall it be used: (1) as a "Basic Component" under 10 CFR 21 (NRC), used in or with any nuclear installation or activity; or (2) in medical applications or used on humans. Should any product(s) be used in or with any nuclear installation or activity, medical application, used on humans, or misused in any way, OMEGA assumes no responsibility as set forth in our basic WARRANTY/DISCLAIMER language, and, additionally, purchaser will indemnify OMEGA and hold OMEGA harmless from any liability or damage whatsoever arising out of the use of the Product(s) in such a manner.

**RETURN REQUESTS/INQUIRIES**

Direct all warranty and repair requests/inquiries to the OMEGA Customer Service Department. BEFORE RETURNING ANY PRODUCT(S) TO OMEGA, PURCHASER MUST OBTAIN AN AUTHORIZED RETURN (AR) NUMBER FROM OMEGA'S CUSTOMER SERVICE DEPARTMENT (IN ORDER TO AVOID PROCESSING DELAYS). The assigned AR number should then be marked on the outside of the return package and on any correspondence.

The purchaser is responsible for shipping charges, freight, insurance and proper packaging to prevent breakage in transit.

FOR **WARRANTY** RETURNS, please have the following information available BEFORE contacting OMEGA:

1. Purchase Order number under which the product was PURCHASED,
2. Model and serial number of the product under warranty, and
3. Repair instructions and/or specific problems relative to the product.

FOR **NON-WARRANTY** REPAIRS, consult OMEGA for current repair charges. Have the following information available BEFORE contacting OMEGA:

1. Purchase Order number to cover the COST of the repair,
2. Model and serial number of the product, and
3. Repair instructions and/or specific problems relative to the product.

OMEGA's policy is to make running changes, not model changes, whenever an improvement is possible. This affords our customers the latest in technology and engineering.

OMEGA is a registered trademark of OMEGA ENGINEERING, INC.

© Copyright 2007 OMEGA ENGINEERING, INC. All rights reserved. This document may not be copied, photocopied, reproduced, translated, or reduced to any electronic medium or machine-readable form, in whole or in part, without the prior written consent of OMEGA ENGINEERING, INC.